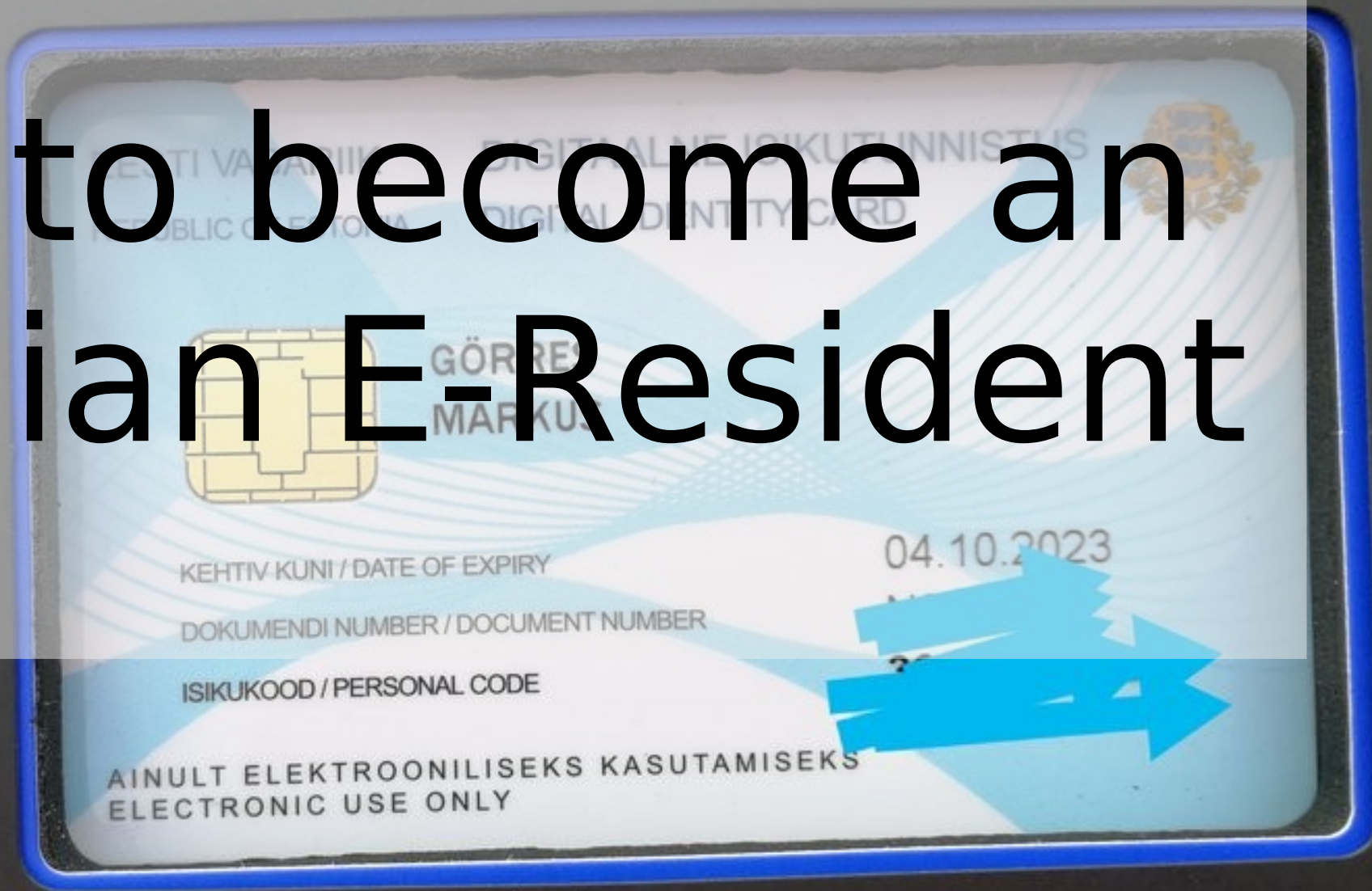





REPUBLIC OF ESTONIA
E-RESIDENCY

How to become an Estonian E-Resident



Berlin



29.11.2018

@markus_do

<https://www.markus-goerres.ee>

A map of Europe with Estonia highlighted in red. The map shows the continent of Europe with various countries colored in shades of yellow, grey, and blue. Estonia is located in the northern part of Europe, bordering Latvia to the south and Sweden to the west. The Baltic Sea is to the east, and the North Sea is to the west. The map includes major geographical features like the British Isles, the Mediterranean Sea, and the Black Sea.

ESTONIA

1.3 Mio. inhabitants

Source: CC BY-SA 3.0

- Why think about E-Residency ?
- Numbers and facts about E-Residents
- How to become an E-Resident in Estonia ?
- How to sign digitally ?

Why E-Residency ?

escape from

#Neuland (Merkel, 2013)

Why E-Residency ?

be part of a state-of-the-art online community

- since 2000 Estonians have a right to access internet
- since 2002 Estonians get digital ID-cards
- since 2007 Estonians can vote online
- since 2014 E-Residency started
- ...

Why E-Residency ?

be part of a state-of-the-art online community

- since 2000 Estonians have a right to access internet
- since 2002 Estonians get digital ID-cards
- since 2007 Estonians can vote online
- since 2014 E-Residency started
- ...

establish and manage a EU-company online

- do the tax declaration in a few minutes

Number and Facts

63.419 E-Residents in 5 years

> 160 countries

> 10.000 companies

> 32 Mio. Euros income to Estonia

Last update: 09.12.2019
Total number of e-residents

63.419

e-Residents over time



Source: <https://e-resident.gov.ee/dashboard/>

Howto become an E-Resident

1. apply online (your national ID, address, motivation)

Howto become an E-Resident

1. apply online

2. pay 100 Euros
(in 2020 120 Euros)

<https://e-resident.gov.ee/referral-campaign/?referral=vpvW9Y9pWarL1>

30/12/19, 36C3

Howto become an E-Resident



3. identify yourself in your embassy and

How to become an E-Resident




REPUBLIC OF ESTONIA
E-RESIDENCY



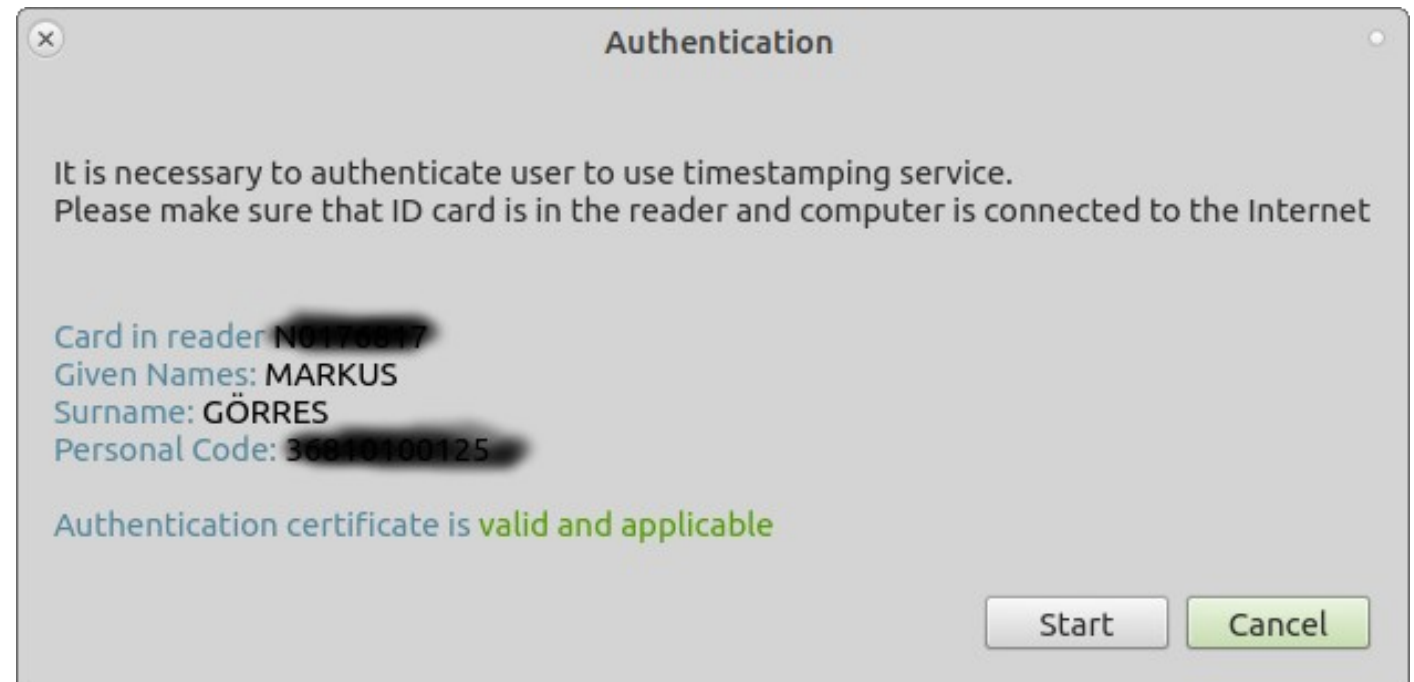
4. receive your ID-card in your embassy

Berlin



Sign documents digitally

- install card reader software (of course works on Windows, Mac, Linux)
- insert ID-card in card reader (provided with card)
- use PIN1 (4 digits) for authentication
- use PIN2 (5 digits) for signing documents



#visitestonia

tere = hello

aitäh = thanks

nägemist = see you

terviseks = cheers



30/12/19, 36C3

@markus_do

@achimh